

直连浴缸龙头  
安装说明书

Tub Faucet  
INSTALLATION INSTRUCTIONS

如需安装支持，配件丢失等，请联系MOEN。  
(中国) 400-630-8866  
www.moen.cn

PLEASE CONTACT MOEN FIRST  
For Installation Help, Missing or Replacement  
Parts  
(China) 400-630-8866  
www.moen.cn

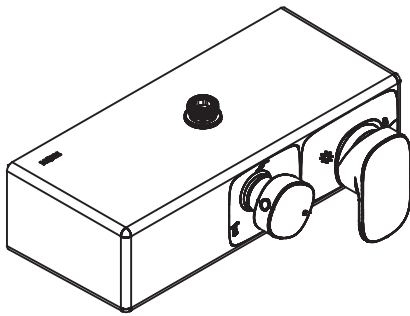
推荐工具

为了安全和让安装和替换变得容易，Moen建议您使用以下工具：

HELPFUL TOOLS

For safety and ease of replacement, Moen recommends the use of these helpful tools.

 护目镜 Safety Glasses	 生胶带 Teflon Tape	 管钳 Basin Wrench	 钳子 Pliers
 螺丝刀 Screwdriver	 手电筒 Flashlight	 活动扳手 Adjustable Wrench	 密封胶 Plumber's Putty



图片仅供参考  
(款式因型号而异)

Image is for reference only  
(Style varies by model)

记录购买的型号：  
(保存安装说明书以备将来参考)

Record Purchased Model Number:  
(Save instruction sheet for future reference)

安装前确认 Checklist before Installation

安装和连接:

- 本产品已经出厂检测及调试，请勿自行拆卸。
- 在墙上钻孔时，请确保钻孔的地方没有隐蔽的电缆和水管。
- 安装前，前请务必清除墙体预埋水管内的杂质及污泥，以免影响出水功能。
- 在更换或拆卸龙头前，首先一定要断掉水源。然后打开龙头释放水压，并检查水路，确保其彻底关闭。

本公司保留更改产品结构不另行通知的权力。

清洗注意事项:

尽管本产品的表面镀层极其耐用，但仍有可能被尖利摩擦五或打光物所损伤。清洗时只需要用湿布轻轻擦拭，然后用软毛巾拭干即可。

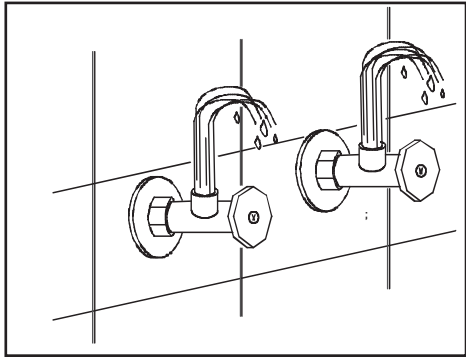
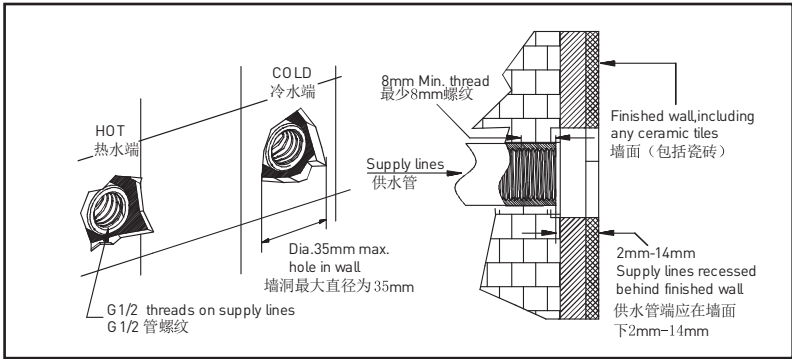
Installation and Connection:

- The product has been passed the functional test before ex-factory, please do not dismantle by your-self.
- When drilling holes in the wall, make sure that there are no hidden cables and water pipes under the hole.
- Please ensure the impurities and sludge are cleared away from the pre-buried water pipes on the wall, to avoid affecting the water outlet function.
- Before disassembling or removing the faucet, be sure to disconnect the water source first. Then turn on the faucet to release the water pressure, and check the waterway to makes sure it is completely closed.

We reserve the right to change the product structure without notice.

Precautions for Cleaning:

Although the finish is extremely durable, it can be damaged by harsh abrasives or polish. When cleaning, wipe gently with a damp cloth, and then dry with a soft towel.



移除旧龙头注意事项:

拆除现有水龙头或拆卸阀门之前，请务必先关闭供水。打开水龙头手柄以释放水压，确保完全关闭水源。

CAUTION — TIPS FOR REMOVAL OF OLD FAUCET:

Always turn water supply OFF before removing existing faucet or disassembling the valve. Open faucet handle to relieve water pressure and ensure that complete water shut-off has been accomplished.

图标图例  
Icon Legend



警告  
Warning



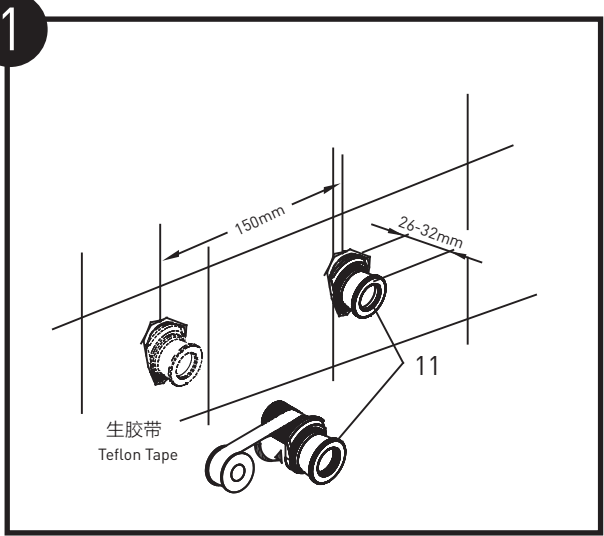
水槽上方  
Above sink



水槽下方  
Below sink

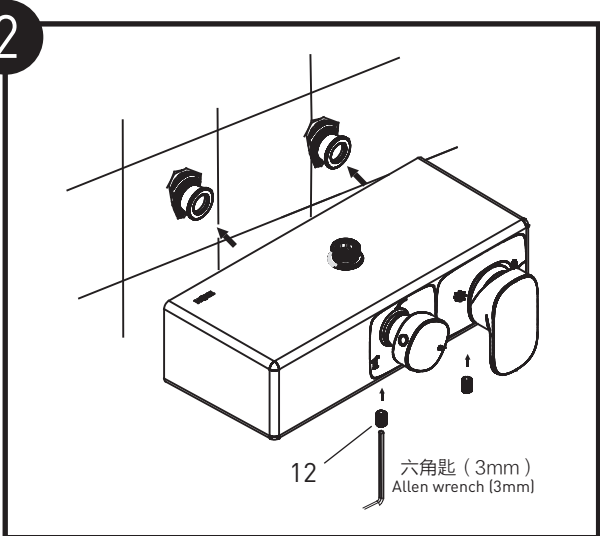
安装说明

Installation Instruction



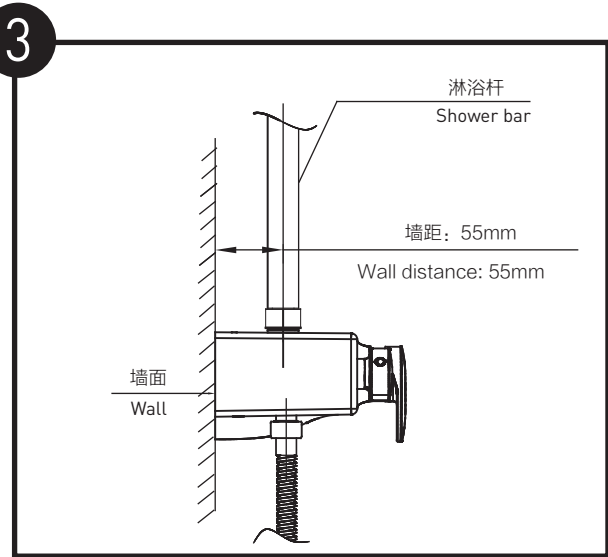
用生胶带缠上弯头（5）较小的一端，然后接上供水管。要有足够的生胶带以密封弯头与出水管间的连接处。调整两弯头位置水平，相距150mm，并凸出墙面26-32mm。

Apply teflon tape to smaller ends of inlet elbows (5) and thread inlet elbows into supply lines. Use enough teflon tape to ensure a good seal between inlet elbows until they are level. 150mm apart, and protrude from the wall 26 to 32mm.



检查弯头(11)里面的密封O型圈安装完好并将硅脂包里面的硅脂涂在O型圈上，将龙头组件装在弯头上直到贴紧墙面，用六角匙将紧固螺钉(12)锁紧龙头，令龙头可以一直贴近墙面不至于给水冲出。

Check that the sealing O-ring in the elbow (11) is installed well and apply the silicone grease in the silicone grease package to the O-ring, install the faucet assembly on the elbow until it is close to the wall, and tighten it with a hexagonal key The screw (12) locks the faucet, so that the faucet can be kept close to the wall and will not be flushed out by water.



选择配套的淋浴杆产品时请先确认龙头连接中心线与墙面的距离，您也可以根据摩恩的推荐去购买配套产品。

When you select bar shower product to match with faucet, please measure the wall distance of bar connector first. You also can ask for MOEN's recommendation.

## 产品售后保修条款

摩恩产品是在高质量标准及生产工艺下制造的，摩恩承诺为消费者购买的洁具产品提供有期限免费保修及终身维修服务。

龙头免费保修期为：阀芯5年，电磁阀感应器2年，其它附件如淋浴杆、软管、花洒、落水、把手、装饰盖、提拉杆、混水器等保修期均为1年有限。均自消费者购买日（以摩恩产品分销商开具的发票或收据上载明日期为准）起计。

免费保修范围为产品及产品配件（如淋浴杆、软管、花洒、落水、把手、装饰盖、提拉杆、混水器等）由于材质及工艺原因而造成的故障或损坏。免费保修期内，我们将无偿为您提供修理服务及更换发生故障的产品或产品配件。摩恩的售后服务责任仅限于对故障产品的修理，而不延及您因产品故障而发生的其他损失，法律另有规定的除外。

您需了解：产品外观碰伤、刻划痕迹，以及滥用及不正当保养所导致的故障或损坏，均不属于免费保修范围。即使在免费保修期内，属下列（1）-（5）情况之一的，需酌情收取修理费用：

1. 不能出示相符的保修卡和有效购买凭证情况的，
2. 未按使用说明告知的使用方法和注意事项造成的故障，
3. 自行拆卸、维修、改装所造成的故障和损坏，
4. 由于不可抗力等外部原因引起的故障和损坏，
5. 由于运输、搬卸、挤压等造成的损坏。

对于保修期外或不在保修范围内的产品，如需维修，摩恩将酌情收取上门费、人工费及材料费。

本保修条款仅对原始消费者和酒店行业的购买者有效，并不适用于本产品工业，商业，贸易和非酒店行业的使用。

如对本保修条款内容有任何疑问，请拨打400 630 8866 咨询热线，或向当地分销商咨询。

MOEN® 摩恩

合格证  
Compliance Certification

产品名称  
Product Name

直连浴缸龙头  
Tub Faucet

检验员  
Inspector

生产日期  
Date of Production

富俊汇赢科技（上海）有限公司  
中国（上海）自由贸易试验区新杨公路  
1800弄1号4幢207室  
邮编：201413

Fortune Brands Innovations (Shanghai) Co., Ltd  
Room 207, Building 4, No. 1, Lane 1800, Xinyang Highway,  
China (Shanghai) Pilot Free Trade Zone

## MOEN LIMITED WARRANTY

We offer limited warranty and lifetime maintenance for Moen products, which are all manufactured with high standards of workmanship.

The period of warranty shall start from the date of purchase of the product (according to the invoice or receipt issued by Moen distributors) and shall cover a period of the following: the warranty period for cartridge is 5 years, the warranty period for solenoid valve sensor is 2 years, the warranty period of other accessories such as shower bar, hose, shower, drain assembly, handle, cover, lift rod, aerator etc. is 1 year. This warranty is your coverage against material and workmanship malfunction or defects in Moen products or components (such as shower bar, hose, shower, drain assembly, handle, cover, lift rod, aerator etc.). During the warranty period, we offer free maintenance and changing of malfunctioned products or product components. Moen's after sales service liability is limited to the maintenance of faulty items and does not cover your other losses caused by product malfunction, except for otherwise stipulated by law.

Cosmetic damages (scratches, dents, etc.) and malfunction or defects caused by abuse or improper maintenance is not covered by this warranty. Although the warranty period remains valid, in case of the following conditions (1) - (5), the maintenance cost (material cost and labor cost) shall still be charged as the case may be:

1. Corresponding warranty card and valid invoice cannot be presented;
2. Faults were caused by the incompliance with the instructions and precautions provided in the user's manual;
3. Damages and faults were caused by self-actuated dismantling, repair and refit;
4. Faults and damages were caused by external factors such as force majeure;
5. Damages were caused by transportation, unloading and extrusion, etc.

This warranty is valid for the original consumers only (including hotel use), and excludes industrial and commercial use of the product (except for hotel use). This card is only responsible for product maintenance rather than any other liabilities.

In the event that the product requires maintenance but exceeds the warranty period, or that the product is not covered by this warranty, labor cost and material cost shall be charged as the case may be.

Please call 400-630-8866 or contact local dealer for any question.