

浴缸花洒龙头

安装说明书

Tub Shower Faucet

INSTALLATION INSTRUCTIONS

如需安装支持，配件丢失等，请联系MOEN。  
(中国) 400-630-8866  
www.moen.cn

PLEASE CONTACT MOEN FIRST  
For Installation Help, Missing or Replacement  
Parts  
(China) 400-630-8866  
www.moen.cn

推荐工具

为了安全和让安装和替换变得容易，Moen建议您使用以下工具：

HELPFUL TOOLS

For safety and ease of replacement, Moen recommends the use of these helpful tools.



护目镜  
Safety Glasses



螺纹密封带  
Thread Seal Tape



管钳  
Basin Wrench



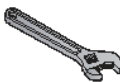
钳子  
Pliers



螺丝刀  
Screwdriver




手电筒  
Flashlight



活动扳手  
Adjustable Wrench



密封胶  
Plumber's Putty

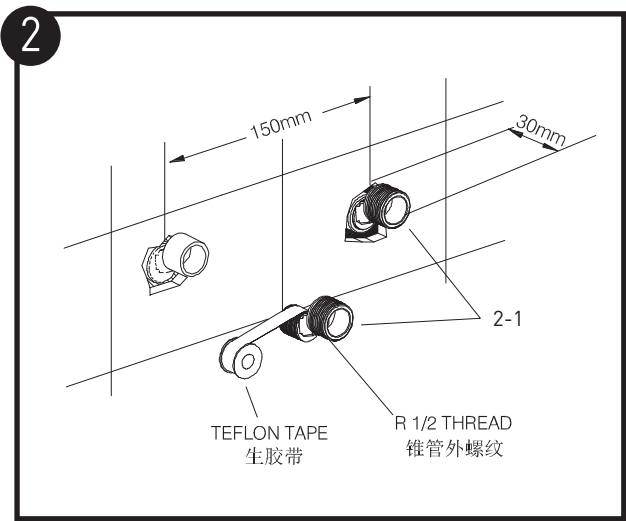
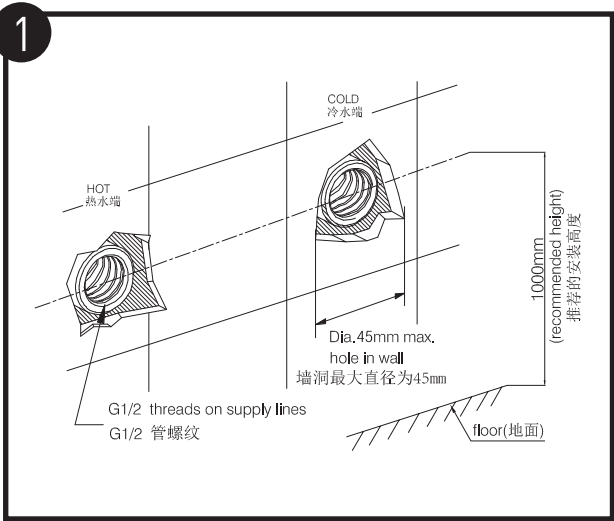


图片仅供参考  
(款式因型号而异)

Image is for reference only  
(Style varies by model)

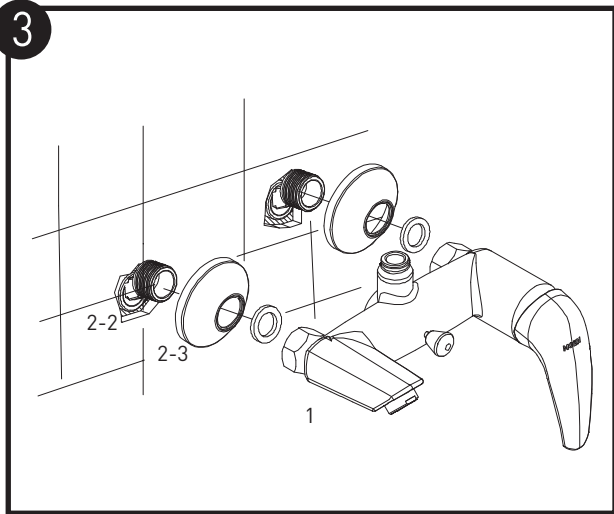
记录购买的型号：  
(保存安装说明书以备将来参考)

Record Purchased Model Number:  
(Save instruction sheet for future reference)



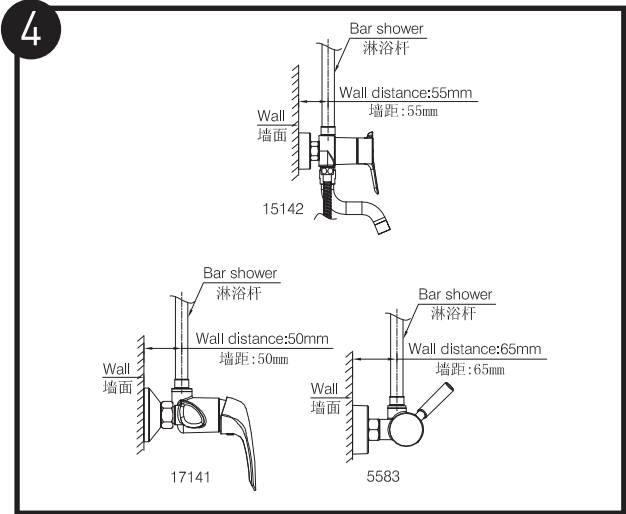
(注意：不要用力过猛，防止螺纹爆裂)用生胶带缠上弯(2-1)较小的一头，然后接上供水管。要有足够的生胶带以密封弯头与出水管间的连接处。调整两弯头位置水平，相距150mm，并凸出墙面至少30mm。

(NOTE: NOT tighten hard the screw to prevent cracking) Apply teflon tape to smaller ends of inlet elbows(2-1) and thread inlet elbows into supply lines. Use enough teflon tape to ensure a good seal between inlet elbows and supply lines. Rotate inlet elbows until they are level, 150mm apart, and protrude from the wall at least 30mm.



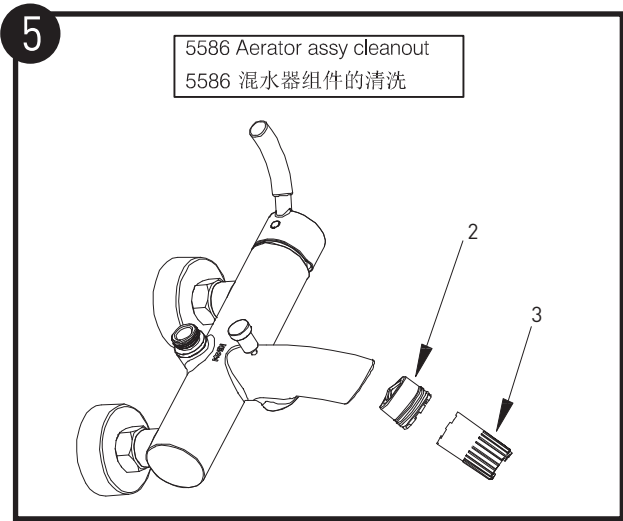
将法兰罩(2-2)拧紧在弯头(2-1)上，并使法兰罩(2-2)紧贴墙面，将垫圈(2-3)放入连接螺母内，并用扳手将连接螺母与弯头(2-1)拧紧。拧紧时，最好用布包住连接螺母，避免损坏电镀面。

Thread wall flanges(2-2) onto inlet elbows(2-1), tighten wall flanges until they touch the wall. Insert washers (2-3) into connection nuts. Thread connection nuts onto inlet elbows (2-1). Tighten connection nuts with a wrench. Wrap the connection nuts with a cloth before tightening to avoid damaging their chrome finish.



选择配套的淋浴杆产品时请先确认龙头连接头中心线与墙面的距离，您也可以根据摩恩的推荐去购买配套产品

When you select bar shower product to match with faucet, please measure the wall distance of bar connector first; you also can ask for MOEN's recommendation



定期用安装工具(3)旋出混水器组件(2)，  
清洗掉杂质后再装回去

Unscrew Aerator assy (2) use Wrench (3)  
regular, Cleans inside aerator assy the  
impurity, and then installs it

产品售后保修条款

摩恩产品是在高质量标准及生产工艺下制造的，摩恩承诺为消费者购买的洁具产品提供有期限免费保修及终身维修服务。

龙头免费保修期为：阀芯5年，电磁阀感应器2年，其它附件如淋浴杆、软管、花洒、落水、把手、装饰盖、提拉杆、混水器等保修期均为1年有限。均自消费者购买日（以摩恩产品分销商开具的发票或收据上载明日期为准）起计。

免费保修范围为产品及产品配件（如淋浴杆、软管、花洒、落水、把手、装饰盖、提拉杆、混水器等）由于材质及工艺原因而造成的故障或损坏。免费保修期内，我们将无偿为您提供修理服务及更换发生故障的产品或产品配件。摩恩的售后服务责任仅限于对故障产品的修理，而不延及您因产品故障而发生的其他损失，法律另有规定的除外。

您需了解：产品外观碰伤、刻划痕迹，以及滥用及不正当保养所导致的故障或损坏，均不属于免费保修范围。即使在免费保修期内，属下列（1）-（5）情况之一的，需酌情收取修理费用：

1. 不能出示相符的保修卡和有效购买凭证情况的，
2. 未按使用说明书告知的使用方法和注意事项造成的故障，
3. 自行拆卸、维修、改装所造成的故障和损坏，
4. 由于不可抗力等外部原因引起的故障和损坏，
5. 由于运输、搬卸、挤压等造成的损坏。

对于保修期外或不在保修范围内的产品，如需维修，摩恩将酌情收取上门费、人工费及材料费。

本保修条款仅对原始消费者和酒店行业的购买者有效，并不适用于本产品工业，商业，贸易和非酒店行业的使用。

如对本保修条款内容有任何疑问，请拨打400 630 8866 咨询热线，或向当地分销商咨询。

MOEN® 摩恩

合格证  
Compliance Certification

产品名称  
Product Name

浴缸花洒龙头  
Tub Shower Faucet

检验员  
Inspector

生产日期  
Date of Production

富俊汇赢科技（上海）有限公司  
中国（上海）自由贸易试验区新杨公路  
1800弄1号4幢207室  
邮编：201413

Fortune Brands Innovations (Shanghai) Co., Ltd  
Room 207, Building 4, No. 1, Lane 1800, Xinyang Highway,  
China (Shanghai) Pilot Free Trade Zone

MOEN LIMITED WARRANTY

We offer limited warranty and lifetime maintenance for Moen products, which are all manufactured with high standards of workmanship.

The period of warranty shall start from the date of purchase of the product (according to the invoice or receipt issued by Moen distributors) and shall cover a period of the following: the warranty period for cartridge is 5 years, the warranty period for solenoid valve sensor is 2 years, the warranty period of other accessories such as shower bar, hose, shower, drain assembly, handle, cover, lift rod, aerator etc. is 1 year. This warranty is your coverage against material and workmanship malfunction or defects in Moen products or components (such as shower bar, hose, shower, drain assembly, handle, cover, lift rod, aerator etc.). During the warranty period, we offer free maintenance and changing of malfunctioned products or product components. Moen's after sales service liability is limited to the maintenance of faulty items and does not cover your other losses caused by product malfunction, except for otherwise stipulated by law.

Cosmetic damages (scratches, dents, etc.) and malfunction or defects caused by abuse or improper maintenance is not covered by this warranty. Although the warranty period remains valid, in case of the following conditions (1) - (5), the maintenance cost (material cost and labor cost) shall still be charged as the case may be:

1. Corresponding warranty card and valid invoice cannot be presented;
2. Faults were caused by the incompliance with the instructions and precautions provided in the user's manual;
3. Damages and faults were caused by self-actuated dismantling, repair and refit;
4. Faults and damages were caused by external factors such as force majeure;
5. Damages were caused by transportation, unloading and extrusion, etc.

This warranty is valid for the original consumers only (including hotel use), and excludes industrial and commercial use of the product (except for hotel use). This card is only responsible for product maintenance rather than any other liabilities.

In the event that the product requires maintenance but exceeds the warranty period, or that the product is not covered by this warranty, labor cost and material cost shall be charged as the case may be.

Please call 400-630-8866 or contact local dealer for any question.